

## Market Commentary

### Overnight global action:

On 13th Jan 2026, US market delivered a negative performance with S&P500 down by -13.61 pts (-0.2%), Dow Jones down by -398.21 pts (-0.8%) and Nasdaq down by -45.71 pts (-0.18%). Gift Nifty declined by -17.5 pts (-0.07%) indicating Indian markets will open negatively. Advance-Decline ratio on NSE was 3245:1539 and on BSE was 1989:2143 which showed balance in the overall markets.

### Index Options Data Analysis:

Sensex max call OI is at 84000 max put OI is at 83000 with PCR of 0.68  
Nifty max call OI is at 26750 max put OI is at 25700 with PCR of 0.87  
Bank Nifty max call OI and put OI both are at 59500 with PCR of 0.8

### Securities in Ban for F&O Trade:

SAIL, SAMMAANCAP

### Sector Performance:

NIFTY AUTO index grew by 0.58% driven by Bajaj Auto Ltd. (+0.7%) and Bosch Ltd. (+0.65%)

NIFTY FMCG index declined by -0.24% driven by Patanjali Foods Ltd. (-1.4%) and ITC Ltd. (-1.38%)

NIFTY IT index grew by 0.47% driven by Tech Mahindra Ltd. (+1.8%) and LTIMindtree Ltd. (+1.67%)

NIFTY METAL index grew by 2.63% driven by National Aluminium Company Ltd. (+2.1%) and Hindalco Industries Ltd. (+1.76%)

NIFTY CHEMICALS Index grew by 0.69% driven by Navin Fluorine International Ltd. (+3.5%) and Coromandel International Ltd. (+2.72%)

NIFTY PSU BANK index grew by 0.15% driven by Bank Of Maharashtra (+2%) and Union Bank Of India (+1.35%)

NIFTY PRIVATE BANK index grew by 0.45% driven by ICICI Bank Ltd. (+1.7%) and IndusInd Bank Ltd. (+0.56%)

NIFTY REALTY index grew by 1.53% driven by Prestige Estates Projects Ltd. (+0.8%) and The Phoenix Mills Ltd. (+0.51%)

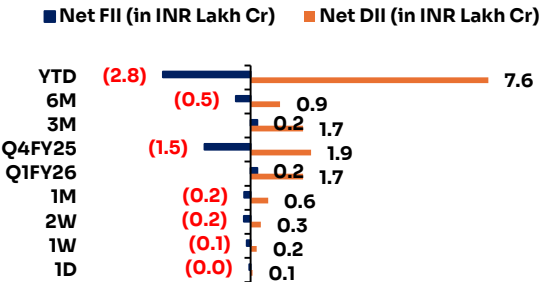
NIFTY CONSUMER DURABLES index grew by 1.46% driven by Century Plyboards (India) Ltd. (+0.8%) and Crompton Greaves Consumer Electricals

NIFTY OIL & GAS index grew by 1.11% driven by Oil India Ltd. (+5.2%) and Oil & Natural Gas Corporation Ltd. (+3.42%)

Now listen to the daily market update

 [Play Now](#)

Fund Flow	Buy	Sell	Net
FII/FPI	11,995	13,495	-1,500
DII	15,445	14,263	1,182



Indian Indices	CMP	1D	YTD	P/E x
Gift Nifty	25,760	-0.1%	-2.0%	23.4
Sensex 30	83,628	-0.3%	-1.9%	21.9
Nifty 50	25,732	-0.2%	-1.5%	23.3
India VIX	11	-1.9%	17.7%	
Nifty Bank	59,579	0.2%	0.0%	17.5
Nifty Next 50	68,522	-0.3%	-1.2%	68.5
Nifty 500	23,481	-0.1%	-1.6%	22.0
Nifty Mid 10C	59,598	-0.2%	-1.5%	30.7
Nifty Small 25	16,205	0.6%	-2.9%	27.3
USD/INR	90	0.1%	0.5%	
India 10Y	6.6%			
India 2Y	5.8%			
India 1Y	5.7%			
Bank Rate	5.8%			

Global Indices	CMP	1D	YTD	P/E x
S&P 500	6,964	-0.2%	1.7%	30.1
Dow Jones	49,192	-0.8%	2.4%	23.8
Nasdaq 100	25,742	-0.2%	2.0%	42.3
FTSE 100	10,137	0.0%	2.1%	16.0
CAC 40	8,347	-0.1%	2.4%	24.5
DAX	25,421	0.1%	3.8%	26.5
Nikkei 225	54,287	1.4%	7.7%	29.0
Hang Seng	26,848	0.9%	4.8%	13.0
Shanghai Composite	4,139	-0.6%	4.3%	18.7
KOSPI	4,704	0.3%	11.6%	23.3
S&P/ASX 20C	8,803	-0.1%	1.0%	23.2

## Stocks in the News

### Tata Elxsi Ltd (CMP: ₹7,250, MCap: ₹45,000 Cr, Sector: IT Services)

Q3 earnings announcement January 14 highlighted January 13 evening emphasizing EV auto design alongside healthcare devices execution visibility representing critical growth verticals focus specifically. FY26 revenue acceleration trajectory expected from transportation broadcast verticals momentum positioning midcap IT design leadership re-confirmation strongly post-market positioning. ₹7,100 support holds firm targeting ₹7,600 resistance post-results catalyst delivery with bullish structure technical confirmation intact effectively sustained. Specialized verticals execution strength positions Tata Elxsi for sustained outperformance versus broader IT pack trajectory consistently confirmed. [Tata Elxsi nbc tv18](#)

### Kotak Mahindra Bank (CMP: ₹1,920, MCap: ₹3,80,000 Cr, Sector: Banking)

5:1 stock split record date January 14 reconfirmed January 13 evening (₹5→₹1 face value) enhances liquidity profile ahead Q3 loan growth catalyst delivery positioning private banking leadership strongly. 16-18% YoY advances trajectory alongside stable NIM trajectory confirms deposit franchise strength sustaining competitive positioning effectively throughout cycle post-update confirmation. ₹1,900 support holds targeting ₹2,100 post-split technical breakout momentum with structure confirmation intact for continuation trajectory sustained. Corporate loan book diversification alongside retail franchise supports sustained growth trajectory positioning premium valuations justified fundamentally confirmed. [Kotak Splits canx](#)

### Groww Platforms Ltd (CMP: ₹850, MCap: ₹1,00,000 Cr, Sector: Fintech)

Q3 results declaration January 14 preview buzz January 13 evening focuses user acquisition momentum alongside AUM trajectory acceleration driving fintech growth leadership positioning market-dominating strongly. Digital wealth management leadership confirmed through ₹40,000 Cr monthly SIP flows trajectory sustaining mutual fund distribution dominance effectively throughout expansion phase post-market updates. ₹820 support holds targeting ₹950 post-earnings breakout scenario with technical structure confirmation intact for momentum continuation trajectory sustained. Mutual fund distribution dominance alongside demat account addition positions Groww for sustained fintech leadership trajectory effectively confirmed fundamentally

Sectoral Ind	CMP	1D	YTD	P/E x
Nifty Auto	27,915	-0.4%	-1.0%	23.0
Nifty IT	38,237	0.7%	0.9%	29.8
Nifty Fin Ser	27,586	0.3%	-0.1%	18.0
Nifty Pharma	22,562	-0.5%	-0.7%	37.1
Nifty Service	33,540	0.4%	-0.4%	36.9
Nifty Cons D	37,174	-0.9%	1.1%	50.4
Nifty PSE	9,838	-0.2%	-0.2%	10.3
Nifty FMCG	52,577	-0.3%	-5.2%	36.2
Nifty Pvt Banl	28,569	0.0%	-0.5%	10.7
Nifty PSU Bar	8,725	0.8%	2.3%	14.3
Nifty Cons	12,043	-0.3%	-2.0%	42.6
Nifty Realty	858	-0.6%	-2.3%	37.3
Nifty Infra	9,227	-1.1%	-4.1%	21.4
Nifty Energy	34,417	-0.2%	-2.6%	10.9
Nifty Health	14,592	-0.2%	-0.3%	34.9
Nifty India Ml	15,244	-0.5%	-1.1%	28.4
Nifty Metal	11,355	0.4%	1.7%	20.3
Nifty Oil & Ga	11,653	-0.3%	-4.7%	17.8

## Derivatives Position (Combined#)

Stock	% Chg OI	%Chg LTP
<b>Long</b>		
INDUSTOWEF	3.1	0.6
SBILIFE	2.5	0.5
SOLARINDS	1.5	0.9
ICICIBANK	0.9	0.6
BAJFINANCE	0.9	0.1
<b>Short</b>		
BAJAJHLDNC	47.8	-0.1
PREMIERENE	19.3	-4.0
CGPOWER	16.4	-6.1
SWIGGY	11.0	-2.8
POWERINDIA	10.6	-6.1
<b>Long Unwinding</b>		
TATAELXSI	-6.4	-0.3
IIFL	-10.8	-0.4
PNBHOUSINC	-6.4	-0.3
BHEL	-5.5	-0.3
AUBANK	-4.8	-1.1
<b>Short Unwinding</b>		
IDFCFIRSTB	-5.1	1.7
NTPC	-3.5	1.6
NHPC	-1.0	0.2

**Infosys Ltd (CMP: ₹1,920, MCap: ₹8,00,000 Cr, Sector: IT Services)**

Q3 FY26 results scheduled January 14 announcement confirmed January 13 evening carrying \$4B+ deal pipeline exceeding consensus growth expectations significantly post-market buzz. Large deal pipeline positioning drives FY26 revenue acceleration trajectory confirming bellwether IT leadership amid sector recovery momentum building post-January 13 updates. ₹1,880 support level intact targeting ₹2,050 post-results technical breakout confirming sustained uptrend continuation effectively positioned technically. Digital services transformation maintains margin trajectory sustainability positioning Infosys for AI-led growth acceleration strongly sustained. [Infosys Announcementfacebook](#)

**ICICI Lombard General Insurance (CMP: ₹1,980, MCap: ₹91,000 Cr, Sector: Insurance)**

Q3 results declaration January 14 previewed January 13 evening with motor/health pricing power targeting combined ratio improvement to 92-94% trajectory positioning leadership strongly. Digital millennial customer acquisition acceleration drives RoE expansion maintaining insurance sector leadership positioning amid consolidation phase post-market updates confirmed. ₹1,950 support confirmed targeting ₹2,100 post-earnings breakout scenario with technical structure intact for momentum continuation effectively sustained. Premium growth sustainability confirms general insurance market leadership trajectory positioning premium valuations justified fundamentally post-January 13 buzz. [ICICILombardcnbctv18](#)

Commodities	CMP	1D	YTD
Gold (\$)	4,613	0.3%	0.3%
Silver (\$)	88.0	1.9%	0.1%
Brent Crude Oil (\$)	65.4	-0.1%	-0.2%
WTI Crude Oil (\$)	61.1	-0.1%	-20.6%

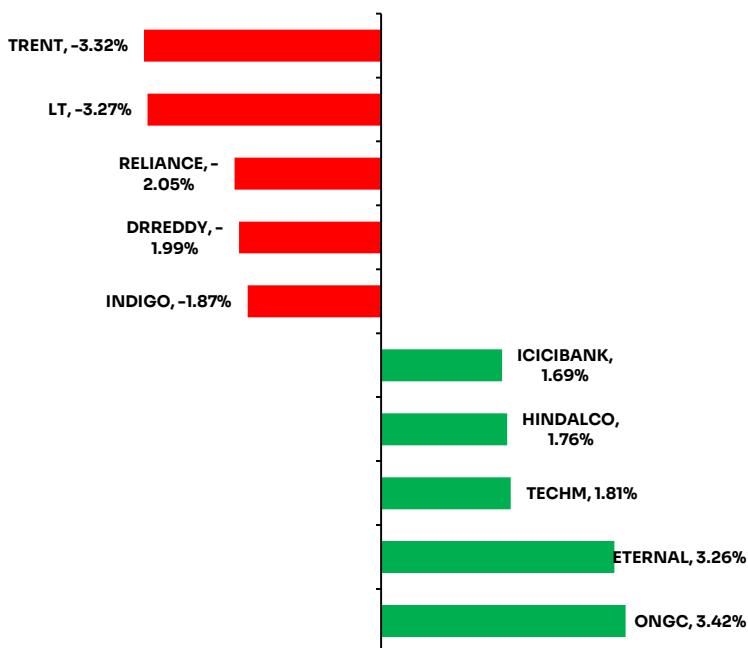
Currency	CMP	1D	YTD
USD/INR	90.3	0.1%	0.0%
EUR/INR	105.2	0.1%	0.1%
GBP/INR	121.3	0.1%	0.1%
JPY/INR	0.6	0.0%	0.1%
EUR/USD	1.2	0.0%	0.1%

**Securities Lending & Borrowing Scheme (SLBS)**

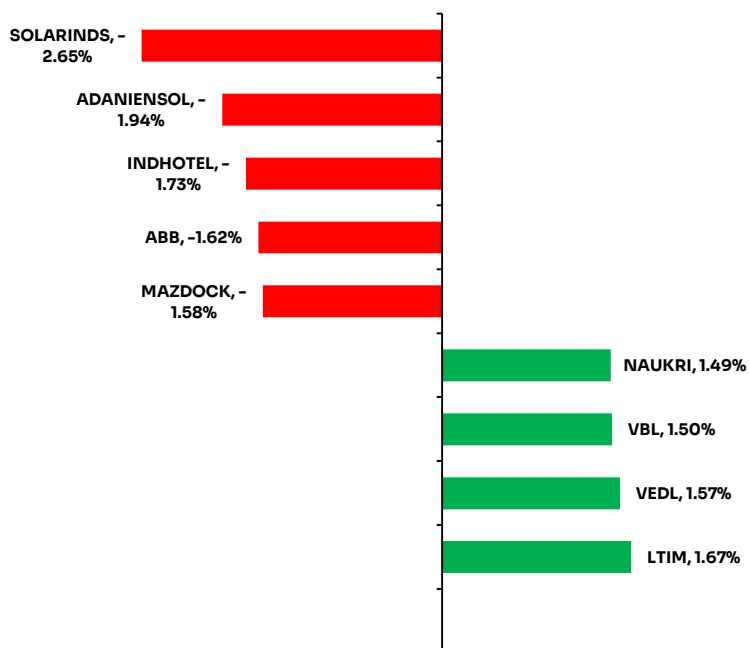
Company			
KFINTECH	1,054	1,029	2.4
TCS	3,263	3,211	1.6
WIPRO	264	262	0.9
RVNL	330	327	0.7
OIL	450	448	0.4
NAUKRI	1,334	1,328	0

## Top Gainers and Losers

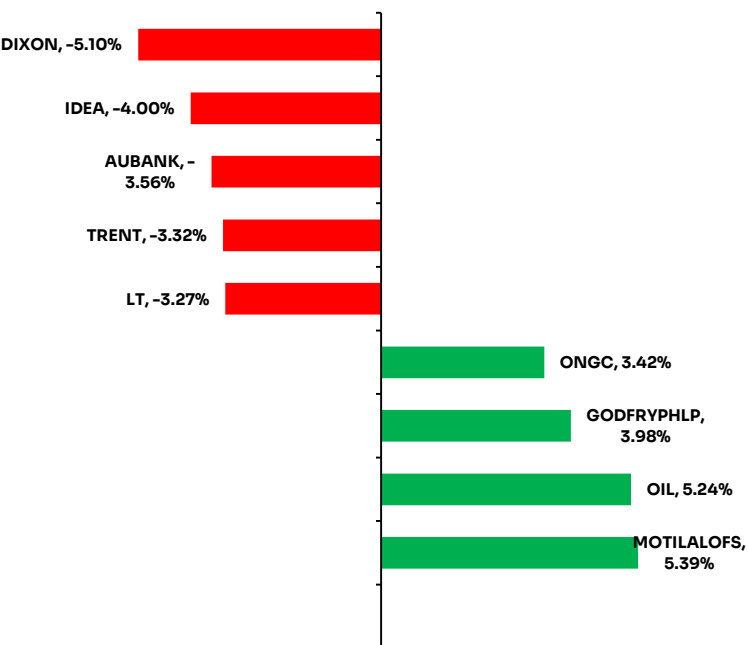
Nifty 50 index



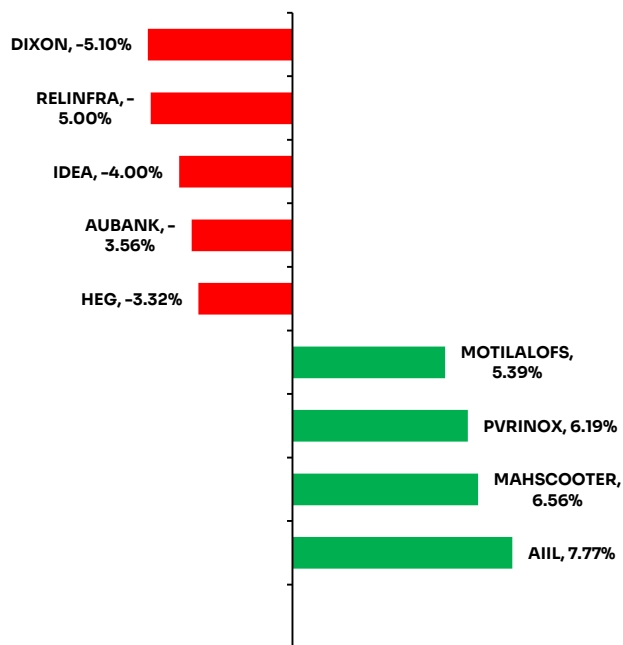
Nifty Next 50 index



Nifty 200 index



Nifty 500 index



## 52 Week High

Stock	LTP	New 52W high	Prev 52W high	Prev 52W high date
ALKEM	5,886	5,886	5,886	12-Jan-26
PHOENIXLTD	1,895	1,993	1,993	12-Jan-26
EMCURE	1,495	1,568	1,568	12-Jan-26
GAEL	140	141	141	12-Jan-26
SHEETAL	201	201	190	9-Jan-26

## 52 Week Low

Stock	LTP	New 52W low	Prev 52W low	Prev 52W low date
ITC	334	334	336	12-Jan-26
DIXON	11,248	11,180	11,480	7-Jan-26
GODREJPROP	1,874	1,858	1,900	7-Apr-25
IRCTC	630	626	628	12-Jan-26
COHANCE	448	443	455	12-Jan-26

## Volume Shockers

Stock	Vol (000)	1W avg vol (000)	2W avg vol (000)	LTP (INR)
OMAXE	19,579	3,383	2,083	78
GTPL	2,124	371	207	89
GARUDA	35,205	6,340	3,619	193
CHEMPLASTS	6,582	1,192	695	270
SDL26BEES	740	134	77	136
AIIL	3,867	711	445	645
SENSEXBETA	75	14	8	924
ITI	15,724	2,933	1,824	303
EBANKNIFTY	84	16	17	60
NAVKARCORP	9,134	1,740	1,026	109
OILCOUNTUB	1,171	226	134	61
PREMIERPOL	1,894	371	231	49
JINDALPOLY	894	180	122	419
TARMAT	382	78	51	54
JPOLYINVST	207	44	28	940
SBIETFQLTY	60	13	11	230
IVZINNIFTY	1	0	0	2,928
JARO	1,923	450	308	421
INDSWFTLAB	1,686	401	248	100
ORIENTHOT	4,482	1,087	812	116
KHANDSE	156	38	33	20
TVSSCS	3,271	799	717	109
SHARDAMOTR	254	64	45	872
REDTAPE	2,802	713	458	128
KALPATARU	489	126	132	359

## Bulk Deals

Security Name	Client Name	Buy / Sell	Qty Traded	Trade Price
AUSOMENT	Nk Securities Research Private Limited	BUY	75,509	144.8
AUSOMENT	Nk Securities Research Private Limited	SELL	75,509	145.0
BAGDIGITAL	Abundantia Capital Vcc - Abundantia Capital Iii	SELL	6,00,000	110.5
BAGDIGITAL	Raman Talwar	BUY	4,43,200	110.3
DAVANGERE	Arihant Capital Markets Limited	SELL	49,77,982	4.5
DAVANGERE	Arihant Capital Markets Limited	BUY	81,25,325	4.5
IEX	Graviton Research Capital Llp	BUY	59,54,333	141.3
IEX	Graviton Research Capital Llp	SELL	59,54,333	141.4
JTLIND	Nk Securities Research Private Limited	BUY	19,91,321	58.9
JTLIND	Nk Securities Research Private Limited	SELL	19,94,201	58.9
KESORAMIND	Anjani Agarwal	BUY	30,00,000	10.0
KESORAMIND	Neo Apex Venture Llp	SELL	15,84,993	10.2
MAITHANALL	Microcurves Trading Private Limited	SELL	2,30,240	1,088.1
MAITHANALL	Microcurves Trading Private Limited	BUY	2,30,240	1,087.2
MAITHANALL	Musigma Securities	BUY	2,78,425	1,077.6
MAITHANALL	Musigma Securities	SELL	2,78,425	1,078.3
MAITHANALL	Nk Securities Research Private Limited	SELL	3,04,202	1,078.8
MAITHANALL	Nk Securities Research Private Limited	BUY	3,04,202	1,078.3
MANGALAM	Ashutosh Taparia	SELL	2,00,000	40.6
MANGALAM	Shivkumar Damani	SELL	81,999	40.6
MCL	Neo Apex Venture Llp	SELL	2,91,731	70.9
MIRCELECTR	Mansi Share And Stock Broking Private Limited	BUY	3,79,209	30.9
MIRCELECTR	Mansi Share And Stock Broking Private Limited	SELL	18,08,266	30.8
MIRCELECTR	Sahastraa Advisors Private Limited	BUY	18,77,470	30.8
ORIENTTECH	Hrti Private Limited	BUY	6,91,314	363.4
ORIENTTECH	Hrti Private Limited	SELL	7,00,121	366.6
ORIENTTECH	Junomoneta Finsol Private Limited	SELL	5,72,587	365.9
ORIENTTECH	Junomoneta Finsol Private Limited	BUY	5,73,198	365.7
SHREEJISPG	Mohamed Irfan Mohamed Latif Shaikh	BUY	1,21,303	369.4
SHREEJISPG	Mohamed Irfan Mohamed Latif Shaikh	SELL	9,45,877	367.3
SINDHUTRAD	Meghdoot Vanijya Private Limited	SELL	#####	19.0
SPRL	Mangla Shantilal Gada	SELL	19,200	143.7
SPRL	Nirav Shantilal Gada	BUY	19,200	143.7
TEJASNET	Graviton Research Capital Llp	SELL	9,07,240	383.6
TEJASNET	Graviton Research Capital Llp	BUY	9,07,269	383.5
ASHWINI	Varada Trading Private Limited	BUY	1,00,000	156.7
BALAMINES	Alphagrep Securities Private Limited	SELL	1,91,416	1,217.7
BALAMINES	Alphagrep Securities Private Limited	BUY	1,91,416	1,216.9
BALAMINES	Hrti Private Limited	SELL	3,29,546	1,214.8
BALAMINES	Hrti Private Limited	BUY	3,32,803	1,212.0
BALAMINES	Junomoneta Finsol Private Limited	BUY	2,75,134	1,212.9
BALAMINES	Junomoneta Finsol Private Limited	SELL	2,75,279	1,213.6
BALAMINES	Qe Securities Llp	BUY	2,06,054	1,215.5
BALAMINES	Qe Securities Llp	SELL	2,10,510	1,215.7
BALUFORGE	Graviton Research Capital Llp	SELL	5,98,882	482.3
BALUFORGE	Graviton Research Capital Llp	BUY	6,00,926	481.9

BALUFORGE	Hrti Private Limited	SELL	6,16,296	480.9
BALUFORGE	Hrti Private Limited	BUY	6,22,673	479.3
DAVANGERE	Arihant Capital Markets Limited	SELL	1,11,76,614	4.7
DAVANGERE	Arihant Capital Markets Limited	BUY	#####	4.8
DREDGECORP	Hrti Private Limited	BUY	1,41,287	1,077.5
DREDGECORP	Hrti Private Limited	SELL	1,49,447	1,073.2
EEPL	Srishti Somani	SELL	65,000	169.4
GARUDA	Alphagrep Securities Private Limited	SELL	8,33,399	184.8
GARUDA	Alphagrep Securities Private Limited	BUY	8,33,399	184.8
GARUDA	Irage Broking Services Llp	SELL	5,01,659	188.1
GARUDA	Irage Broking Services Llp	BUY	6,60,650	191.1
GARUDA	Jump Trading Financial India Private Limited	SELL	9,38,527	188.1
GARUDA	Jump Trading Financial India Private Limited	BUY	9,38,527	187.9
GARUDA	Junomoneta Finsol Private Limited	SELL	10,14,340	187.5
GARUDA	Junomoneta Finsol Private Limited	BUY	10,15,252	187.4
GARUDA	Microcurves Trading Private Limited	BUY	8,16,841	190.2
GARUDA	Microcurves Trading Private Limited	SELL	8,16,841	190.3
GARUDA	Musigma Securities	BUY	5,63,945	189.2
GARUDA	Musigma Securities	SELL	5,63,945	189.4
GARUDA	Nk Securities Research Private Limited	SELL	11,11,913	187.6
GARUDA	Nk Securities Research Private Limited	BUY	11,11,913	187.5
GARUDA	Puma Securities	BUY	5,86,000	188.7
GARUDA	Puma Securities	SELL	5,86,000	188.9
GARUDA	Qe Securities Llp	BUY	7,61,527	186.4
GARUDA	Qe Securities Llp	SELL	7,86,837	185.3
GARUDA	Qicap Markets Llp	SELL	4,71,878	190.5
GARUDA	Qicap Markets Llp	BUY	4,71,878	190.5
JALAN	Dharmishtha Abhaybhai Shah	BUY	1,80,000	3.9
JALAN	Manish Jalan	SELL	1,05,000	3.9
JTLIND	Junomoneta Finsol Private Limited	BUY	25,99,945	64.1
JTLIND	Junomoneta Finsol Private Limited	SELL	26,04,541	64.1
KHANDSE	Orion Stocks Ltd	BUY	19,198	20.0
KHANDSE	Orion Stocks Ltd	SELL	1,08,632	20.1
KIRIINDUS	Alphagrep Securities Private Limited	BUY	5,81,314	532.4
KIRIINDUS	Alphagrep Securities Private Limited	SELL	5,81,314	532.6
KIRIINDUS	Hrti Private Limited	BUY	6,44,996	530.3
KIRIINDUS	Hrti Private Limited	SELL	6,83,364	529.8
KIRIINDUS	Jump Trading Financial India Private Limited	BUY	4,36,031	533.3

## Block Deals

Security Name	Client Name	Buy / Sell	Qty Traded	Trade Price
---------------	-------------	------------	------------	-------------

No Deals



## Insider Trading

Company Name	Person Name	Person Category	Buy / Sell	Shareholding prior	Shareholding post	Trade Price
HOMESFY	Ashish Kukreja	Promoters	Buy	47.81	47.96	161.7
JUBLFOOD	Jubilant Consumer Private Limited	Promoters	Pledge	40.27	40.27	523.6
NATHBIOGEN	Paresh Farms Private Limited	Promoter Group	Sell	0.00	0.00	10.0
NATHBIOGEN	Prabha Farms Private Limited	Promoter Group	Sell	0.40	0.00	10.0
NATHBIOGEN	Tapovan Paper and Board	Promoter Group	Buy	0.00	0.40	10.0
HCLTECH	HCL Technologies Stock	-	Sell	0.30	0.30	1,653.3
TECHIN	Prabha Farms Private Limited	Promoter Group	Sell	1.01	0.00	10.0
TECHIN	Paresh Farms Private Limited	Promoter Group	Sell	0.01	0.00	10.0
TECHIN	Nath Securities Limited	Promoter Group	Sell	1.63	0.00	10.0
TECHIN	Tapovan Paper and Board	Promoter Group	Buy	0.00	2.64	10.0
TECHIN	Prabha Farms Private Limited	Promoter Group	Sell	1.01	0.00	10.0
TECHIN	Nath Securities Limited	Promoter Group	Sell	1.63	0.00	10.0
TECHIN	Tapovan Paper and Board	Promoter Group	Buy	0.00	2.64	10.0
TECHIN	Paresh Farms Private Limited	Promoter Group	Sell	0.01	0.00	10.0
AGRITECH	Prabha Farms Private Limited	Promoter Group	Sell	0.84	0.00	10.0
AGRITECH	Paresh Farms Private Limited	Promoter Group	Sell	0.01	0.00	10.0
THOMASCOOK	IDBI Trusteeship Services	-	Sell	0.98	0.98	165.9
NAUKRI	Info Edge Employees Stock	Other	Sell	0.14	0.14	2.0
KCEIL	LOKENDRA JAIN	Promoters	Buy	61.99	62.28	132.7
GRCL	SHILP CHOTAI	Promoters	Buy	17.97	18.02	345.0
RILINFRA	GIRISHKUMAR OCHCHI	Promoters	Buy	32.00	32.01	36.2
SHRIKANHA	Shashank Agrawal	Promoters	Buy	16.09	16.22	29.2
SANGAN	DHANESHA ADVISORY	Promoter Group	Buy	0.74	1.35	51.4
DHARARAIL	Medha Family Office LLP	Promoter Group	Buy	0.86	0.88	122.9
INOXGREEN	Seethappa Karunakaran	Employees/Designated	Buy	0.00	0.03	87.0
RBS	Tushar Ramesh Mohata	Promoters	Buy	17.60	17.64	88.5
RBS	Nilesh Suresh Mohata	Promoters	Buy	15.92	16.03	85.6
PURVFLEXI	RAJEEV GOENKA	Promoters	Buy	12.32	12.35	70.5
ZENSARTECH	Vijayasimha Alilughatta	Employees/Designated	Buy	0.00	0.01	709.4
ADSL	Dayanidhi Padhy	-	Buy	0.00	0.00	20.0
ADSL	Jayesh Sonar	-	Buy	0.00	0.00	20.0
ADSL	Vishal Chopra	-	Buy	0.00	0.00	20.0
ADSL	Ashish Sharma	-	Buy	0.00	0.00	20.0
ADSL	Kanchan Nair	-	Buy	0.00	0.00	20.0
ADSL	Amit Vora	-	Buy	0.00	0.03	78.0
ADSL	Mohinder Chandna	-	Buy	0.09	0.10	78.0
ADSL	Gopal Tiwari	Key Managerial Person	Buy	0.01	0.06	78.0
ADSL	Paresh Shah	Key Managerial Person	Buy	0.06	0.07	78.0
ADSL	Derek B Jones	-	Buy	0.00	0.00	20.0
ADSL	Ravindra Deshpande	-	Buy	0.00	0.00	20.0
ADSL	Jeannette Lara	-	Buy	0.00	0.00	20.0
ADSL	Wendy Gomez	-	Buy	0.00	0.00	20.0
SWARAJENG	Devjit Sarkar	Director	Buy	0.00	0.00	3,706.4
HOMESFY	Ashish Kukreja	Promoters	Buy	47.79	47.81	162.0
REMUS	Alkaben Dipakkumar Shinde	Promoter Group	Buy	0.00	0.02	708.7
DUGLOBAL	Shivaz Rai	Promoter Group	Buy	16.97	16.99	32.0

## Event Calendar – Corporate Action (Financial Results/ Dividend/other business matters)

Company	Purpose
5PAISA	Financial Results/Other busi
ALPSINDUS	Other business matters
BAGFILMS	Fund Raising
BIGBLOC	Financial Results
HDIL	Financial Results
HDIL	Financial Results
ICICIGI	Financial Results
ICICIPRULI	Financial Results
INDOTHAI	Financial Results/Other busi
INFOMEDIA	Financial Results
INTENTECH	Financial Results/Other busi
JUSTDIAL	Financial Results
MAHABANK	Financial Results/Dividend
MGEL	Financial Results/Other busi
MONEYBOXX	Fund Raising
MONEYBOXX	Fund Raising
NAVKARCORP	Financial Results
ORIENTHOT	Financial Results/Other busi
RPEL	Financial Results
SIGMA	Financial Results
TATAELXSI	Financial Results
TOKYOPLAST	Financial Results
UNIVASTU	Other business matters
VALECHAENG	Other business matters
ARSSBL	Financial Results/Other busi
BIRLAMONEY	Financial Results
DEN	Financial Results
GROWW	Financial Results
HDBFS	Financial Results
HDFCAMC	Financial Results
ICICIAMC	Dividend
ICICIAMC	Financial Results
INDBANK	Financial Results
INFY	Financial Results
IOB	Financial Results
MRPL	Financial Re
NETWORK18	Financial Re
PLASTIBLEN	Financial Re
RAMAPHO	Financial Re
RIIL	Financial Re
SPARC	Fund Raisin
TPHQ	Financial Re

Global Macro Events (14th Jan 2026)		
Event	Previous	Forecasted
<b>India</b>		
WPI Food Index YoY DEC	-0.026	-0.023
WPI Fuel YoY DEC	-2.27%	-0.02
WPI Manufacturing YoY DEC	0.0133	0.015
<b>United States</b>		
Monthly Budget Statement DEC	\$-173B	\$-250.0B
Fed Barkin Speech		
API Crude Oil Stock Change JAN/09	-2.8M	
MBA 30-Year Mortgage Rate JAN/09	6.25%	
MBA Mortgage Applications JAN/09	0.30%	
MBA Mortgage Market Index JAN/09	27080.00%	
MBA Mortgage Refinance Index JAN/09	93700.00%	
MBA Purchase Index JAN/09	159.30	
PPI MoM NOV		0.20%
PPI MoM OCT	0.00	0.30%
Retail Sales MoM NOV	0.00	0.30%
Core PPI MoM NOV		0.002
Core PPI MoM OCT	0.00	0.20%
Current Account Q3	\$-251.3B	\$-250.0B
Retail Sales Control Group MoM NOV	0.01	0.10%
Retail Sales Ex Autos MoM NOV	0.40%	0.10%
Core PPI YoY NOV		2.50%
Core PPI YoY OCT	2.60%	2.60%
PPI OCT	14977.90%	15020.00%
PPI NOV		15050.00%
PPI Ex Food, Energy and Trade MoM NOV		0.20%
PPI Ex Food, Energy and Trade MoM OCT	0.001	0.20%
PPI Ex Food, Energy and Trade YoY OCT	0.029	0.029
PPI Ex Food, Energy and Trade YoY NOV		0.028
PPI YoY NOV		0.026
PPI YoY OCT	0.027	0.027
Retail Sales Ex Gas/Autos MoM NOV	0.01	0.001
Retail Sales YoY NOV	0.04	0.03
Fed Paulson Speech		
Existing Home Sales DEC	4.13M	4.06M
Business Inventories MoM OCT	0.20%	0.001
Existing Home Sales MoM DEC	0.50%	-1.60%
Fed Miran Speech		
Retail Inventories Ex Autos MoM OCT	0.00%	-0.10%
EIA Crude Oil Stocks Change JAN/09	-3.831M	
EIA Gasoline Stocks Change JAN/09	7.702M	

EIA Crude Oil Imports Change JAN/09	0.563M
EIA Cushing Crude Oil Stocks Change JAN/09	0.728M
EIA Distillate Fuel Production Change JAN/09	0.081M
EIA Distillate Stocks Change JAN/09	5.594M
EIA Gasoline Production Change JAN/09	-0.472M
EIA Heating Oil Stocks Change JAN/09	0.672M
EIA Refinery Crude Runs Change JAN/09	0.062M
17-Week Bill Auction	3.51%
Fed Bostic Speech	
Fed Kashkari Speech	

## Japan

5-Year JGB Auction	0.01435	
Machine Tool Orders YoY DEC	0.142	0.11

## China

Balance of Trade DEC	\$111.68B	\$ 105B
Exports YoY DEC	5.90%	
Imports YoY DEC	1.90%	
Balance of Trade Yuan DEC	CNY792.58B	CNY750.0B
Vehicle Sales YoY DEC	3.40%	3.10%
New Yuan Loans DEC	CNY390B	CNY910.0B
M2 Money Supply YoY DEC	8.00%	8.00%
Outstanding Loan Growth YoY DEC	6.40%	6.60%
Total Social Financing DEC	CNY2490B	CNY2920.0B

## Great Britain

BoE Taylor Speech
Treasury Gilt 2035 Auction
BoE Ramsden Speech

## Germany

30-Year Bund Auction	3.26%	
15/20/30-Year Bund Auction		€15.1B

## Nifty & Bank Nifty Spot – Pivot Levels 14 /01/2026

	Closing	Support			Resistance		
		1	2	3	1	2	3
<b>Nifty</b>	25732	25590	25448	25294	25886	26040	26182
<b>Nifty Bank</b>	59578	59340	59103	58890	59791	60004	60241

## ICICI Bank Ltd –Technical Stock Call – 14/01/2026

Technical Stock Call	Action	Reco	Target	Support	SL
<b>ICICI Bank Ltd</b>	BUY	1436.50	1680	(1400-1372-1336)	1317



### View-Short Term Bullish

Primary move in stock commenced from **1195** (JAN 2025).

Stock commenced trading above averages & gradually made a high of **1500** (JUL 25).

Lower Tops were formed, profit booking followed & the stock made a low of **1317** (NOV 25).

Again the stock commenced its up move & entered into a consolidation zone between 1317 – 1400 (NOV 25\_DEC 25) & later gave a minor correction.

Recently after forming higher bottom at **1336** (DEC 25) & taking support on trend line, a **Symmetrical Triangle Breakout** has occurred by Bullish candle, supported by volume reaching a high of **1442** (JAN 26), which is above Previous swing high of 1400.

The MACD & Stochastic RSI indicator suggests **positive crossover**, confirming further upside potential.

**The 200 SMA is in rising mode.**

Target of **1680** is expected with lower support levels at **(1400-1372-1336)** in case of intermediate fall.  
A stop loss at **1317** is to be followed for the trade.

All the calls/opinions are subject to Disclosures and Disclaimer

<http://goo.gl/8bCMyQ>

**News****##Stock Specific News****HCL Technologies Ltd (CMP: ₹1,668, MCap: ₹4,52,000 Cr, Sector: IT Services)**

HCLTech Q3 profit declined 11.2% YoY to ₹4,076 Cr despite 13.3% revenue growth to ₹33,872 Cr driven by HCL Software +28% QoQ surge. Record \$3B bookings triggered FY26 guidance upgrade to 4.75–5.25% service revenue growth alongside interim dividend declaration confirming resilience post January 13 announcement. Tests ₹1,660 support post-results with relative strength versus Nifty positioning tactical IT leadership opportunity amid sector rotation effectively. AI/data intelligence verticals strategically position HCLTech for sustained technology demand acceleration trajectory strongly confirmed. [HCL Results](#)Listed-companies-27th-May-2025.xlsx

**HCL Technologies Ltd (CMP: ₹1,668, MCap: ₹4,52,000 Cr, Sector: IT Services)**

HCLTech Q3 results announced January 13 evening showed profit decline 11.2% YoY to ₹4,076 Cr despite revenue growth 13.3% to ₹33,872 Cr led by HCL Software +28% QoQ surge post-market close. Record \$3B bookings triggered FY26 guidance upgrade to 4.75–5.25% service revenue growth with interim dividend confirming IT sector resilience amid rotation. Tests ₹1,660 support post-results with Nifty relative strength positioning tactical buying opportunity in quality IT names effectively. AI/data intelligence verticals position HCLTech for technology demand acceleration trajectory strongly sustained. [HCL Results](#)Listed-companies-27th-May-2025.xlsx

**Infosys Ltd (CMP: ₹1,920, MCap: ₹8,00,000 Cr, Sector: IT Services)**

Q3 FY26 results confirmed January 13 for January 14 announcement carries \$4B+ deal pipeline exceeding consensus positioning bellwether leadership post-market buzz building momentum. Large deal wins drive FY26 revenue acceleration confirming IT sector recovery trajectory amid earnings season kickoff strongly. ₹1,880 support intact targeting ₹2,050 post-results technical breakout with uptrend continuation confirmed effectively. Digital transformation services maintain margin sustainability positioning Infosys AI-led growth trajectory leadership. [Infosysfacebook](#)

**ICICI Lombard General Insurance (CMP: ₹1,980, MCap: ₹91,000 Cr, Sector: Insurance)**

Q3 results January 14 previewed January 13 evening targets motor/health pricing power improvement combined ratio 92–94% trajectory positioning insurance leadership strongly. Digital millennial acquisition drives RoE expansion maintaining sector leadership amid consolidation post-market positioning confirmed. ₹1,950 support confirmed targeting ₹2,100 post-earnings breakout scenario technical structure intact momentum continuation trajectory. Premium growth sustainability confirms general insurance leadership premium valuations justified fundamentally positioned. [ICICI Lombardcnbctv18](#)

**Tata Elxsi Ltd (CMP: ₹7,250, MCap: ₹45,000 Cr, Sector: IT Services)**

Q3 earnings January 14 highlighted January 13 evening emphasizes EV auto design healthcare devices execution critical growth verticals positioning midcap IT leadership strongly. FY26 revenue acceleration from transportation broadcast verticals momentum positions design leadership re-confirmation post-market buzz sustained. ₹7,100 support holds targeting ₹7,600 resistance post-results catalyst delivery bullish technical confirmation intact effectively. Specialized verticals execution strength positions sustained outperformance versus broader IT trajectory consistently confirmed. [Tata Elxsicnbctv18](#)

**Kotak Mahindra Bank (CMP: ₹1,920, MCap: ₹3,80,000 Cr, Sector: Banking)**

5:1 stock split record date January 14 reconfirmed January 13 evening enhances liquidity ahead Q3 loan growth catalyst private banking leadership positioning strongly sustained. 16–18% YoY advances stable NIM trajectory confirms deposit franchise strength competitive positioning cycle confirmed post-update. ₹1,900 support holds targeting ₹2,100 post-split breakout momentum structure confirmation intact continuation trajectory

positioned. Corporate loan diversification retail franchise supports sustained growth premium valuations justified fundamentally leadership confirmed. [Kotak Splitscanx](#)

**Groww Platforms Ltd (CMP: ₹850, MCap: ₹1,00,000 Cr, Sector: Fintech)**

Q3 results January 14 preview buzz January 13 evening focuses user acquisition AUM acceleration driving fintech growth leadership market dominance positioning strongly sustained. Digital wealth management ₹40,000 Cr monthly SIP flows trajectory confirms mutual fund distribution dominance expansion phase confirmed effectively. ₹820 support holds targeting ₹950 post-earnings breakout technical structure confirmation intact momentum continuation trajectory leadership. Mutual fund dominance demat addition positions sustained fintech leadership trajectory fundamentally confirmed strongly positioned. [Groww]([https://scanx.trade/stock-market-news/earnings/infosys-groww-icici-amc-among-9-major-stocks-announcing-q3-fy26-results-on-januar ...](https://scanx.trade/stock-market-news/earnings/infosys-groww-icici-amc-among-9-major-stocks-announcing-q3-fy26-results-on-januar...))[scanx](#)

**ICICI AMC Ltd (CMP: ₹720, MCap: ₹81,000 Cr, Sector: Asset Management)**

Q3 January 14 results focus AUM growth equity performance trajectory watch positioning leadership post-January 13 buzz building momentum strongly sustained. Flexi-cap inflows support mutual fund revenue acceleration market rotation positioning confirmed effectively throughout cycle. ₹700 support confirmed targeting ₹780 resistance post-results delivery technical intact momentum trajectory leadership. Active equity outperformance maintains AMC leadership positioning premium valuations justified fundamentally confirmed strongly. [ICICI AMC]([https://scanx.trade/stock-market-news/earnings/infosys-groww-icici-amc-among-9-major-stocks-announcing-q3-fy26-results-on-januar ...](https://scanx.trade/stock-market-news/earnings/infosys-groww-icici-amc-among-9-major-stocks-announcing-q3-fy26-results-on-januar...))[scanx](#)

**NLC India Ltd (CMP: ₹285, MCap: ₹40,000 Cr, Sector: Power Utilities)**

₹25,000 Cr Gujarat MoU solar/wind/BESS projects reconfirmed January 13 accelerates Navratna PSU renewable expansion clean energy leadership trajectory strongly. Capacity addition employment generation positions green transition leadership post-market positioning confirmed effectively sustained. ₹280 support intact targeting ₹310 post-MoU momentum rotational PSU interest buildup technical confirmation intact trajectory. Renewable diversification de-risks thermal dependency positioning long-term sustainability leadership confirmed fundamentally. [NLC MoUcnbctv18](#)

**Indian Overseas Bank (CMP: ₹62, MCap: ₹1,15,000 Cr, Sector: Banking)**

5bps MCLR cut effective January 15 announced January 13 supports deposit mobilization NIM stability PSU bank leadership trajectory positioning strongly confirmed. Asset quality improvement positions credit growth revival leadership post-market positioning sustained effectively throughout cycle. ₹60 support confirmed targeting ₹68 banking rotation opportunities technical structure intact momentum trajectory leadership. Retail/MSME diversification enhances NIM defensive positioning sustained leadership confirmed fundamentally positioned. [IOB MCLRCnbctv18](#)

**Interarch Building Products (CMP: ₹1,280, MCap: ₹1,900 Cr, Sector: Construction)**

₹130 Cr pre-engineered steel order announced January 13 spans 17 months 10% advance secured FY26 order book visibility enhancement de-risks execution confidence significantly. Revenue trajectory de-risked positioning midcap construction leadership PEB cyclical recovery confirmed post-market buzz strongly. ₹1,250 support holds targeting ₹1,400 post-order momentum breakout technical confirmation intact trajectory sustained effectively. Sector cyclical recovery positions leadership trajectory premium valuations justified fundamentally confirmed positioned. [Interarchcnbctv18](#)

**5Paisa Capital Ltd (CMP: ₹520, MCap: ₹1,600 Cr, Sector: Financial Services)**

Q3 results January 14 preview January 13 tracks retail volumes digital adoption acceleration discount brokerage leadership positioning confirmed strongly sustained. Demat growth supports revenue diversification 2026 trajectory positioning market leadership post-market buzz confirmed effectively. ₹500 support confirmed targeting ₹580 resistance post-earnings delivery technical intact momentum trajectory leadership sustained. Consolidation leadership AUM expansion trajectory confirms discount brokerage dominance fundamentally positioned strongly. [5Paisacnbctv18](#)



**Authum Investment (CMP: ₹650, MCap: ₹28,000 Cr, Sector: NBFC)**

4:1 bonus issue record January 13 unlocks investment holding value portfolio diversification stressed assets NBFC growth trajectory leadership confirmed post-record date strongly. Credit cycle recovery positions alternative investment leadership positioning premium valuations justified fundamentally sustained. ₹640 support intact targeting ₹720 post-bonus breakout technical momentum confirmation intact trajectory leadership positioned. Portfolio diversification positions sustained growth trajectory leadership confirmed fundamentally strong positioning effectively. [Authum Bonusangelone](#)

**SKM Egg Products (CMP: ₹280, MCap: ₹1,200 Cr, Sector: Consumer)**

2:1 stock split completed January 12 reconfirmed January 13 enhances poultry liquidity protein consumption cycle agribusiness consolidation momentum watch trajectory sustained. Export expansion de-risks domestic dependency positioning long-term sustainability leadership confirmed post-market positioning strongly. ₹275 support holds targeting ₹320 post-split rotational interest buildup technical confirmation intact momentum trajectory leadership. Poultry sector consolidation positions sustained growth trajectory fundamentally confirmed positioned effectively strong. [SKM Splitangelone](#)

**##Corporate Announcement****Kotak Mahindra Bank**

Jan 14 stock split record date (₹5→₹1); Anup Kumar Saha appointed Whole-time Director effective Jan 12. Q3 loan growth 16-18% expected with stable NIM trajectory positioning private banking leadership. ₹1,900 support holds targeting ₹2,100 post-split technical breakout momentum. [Kotak Bankmoneycontrol](#)

**Authum Investment & Infrastructure**

4:1 bonus issue record date Jan 13 unlocks stressed asset portfolio value positioning NBFC leadership. Credit cycle recovery supports alternative investment growth trajectory with attractive RoE profile. ₹640 support targeting ₹720 post-bonus technical breakout momentum confirmed. [Authum Bonusangelone](#)

**Tata Consultancy Services**

Interim dividend ex-date Jan 16 record date Jan 17 confirms \$10B+ FY26 deal pipeline IT leadership. AI modernization contracts sustain 5-7% revenue growth maintaining margin trajectory strongly. ₹4,200 support targeting ₹4,500 technical breakout post-dividend uptrend continuation. [TCS](#)  
[Dividendetnownews](#)

**Fairchem Organics**

Share buyback record date Jan 5 reconfirmed Jan 13 confirms specialty chemicals capital discipline. 65%+ export revenue positions global oleochemicals leadership pipeline expansion trajectory. ₹1,420 support targeting ₹1,600 post-buyback technical breakout momentum sustained. [Fairchem](#)  
[Buybucketnownews](#)

**Godrej Consumer Products**

Corporate action record date Jan 2026 confirms FMCG leadership home care portfolio expansion. Rural recovery urban premiumization drives 12-14% revenue growth volume leadership maintained. ₹1,500 support targeting ₹1,650 technical breakout momentum structure intact trajectory. [Godrej](#)  
[Actionetnownews](#)

**CAMS (Computer Age Management Services)**

Corporate action Jan 2026 confirms RTA leadership ₹50L Cr+ AUM processing revenue growth 25%+. Digital platform adoption maintains mutual fund registrar market dominance trajectory strongly. ₹4,700 support targeting ₹5,200 technical breakout momentum confirmation intact leadership. [CAMS](#)  
[Actionetnownews](#)

**Orient Technologies**

Corporate announcement Jan 2026 confirms IT infra services cloud migration DC modernization leadership. Data center expansion government contracts de-risks revenue visibility EBITDA margin trajectory. ₹370 support targeting ₹430 technical breakout momentum intact trajectory leadership positioned. [Orient Techtownnews](#)

**Ajmera Realty & Infrastructure**

Stock split record date Jan 8 reconfirmed Jan 13 enhances liquidity Mumbai redevelopment pipeline. 2.5M sq ft FY26 delivery de-risks revenue visibility pre-sales momentum trajectory maintained. ₹410 support targeting ₹480 post-split technical breakout bullish momentum confirmed. [Ajmera Splitangelone](#)

**SKM Egg Products Export**

2:1 stock split completed Jan 12 reconfirmed Jan 13 enhances poultry sector accessibility liquidity. EU/US export approvals de-risk domestic dependency protein consumption cycle trajectory. ₹275 support targeting ₹320 rotational interest buildup technical confirmation intact. [SKM Splitangelone](#)

**Bharat Coking Coal (IPO)**

OFS 46.57 Cr shares closes Jan 13 allotment Jan 14 listing Jan 16 coking coal monopoly positioning. 90%+ domestic market share blast furnace coke pricing power revenue trajectory de-risked. ₹175 support targeting ₹240 listing pop technical momentum intact leadership confirmed. [BCCL IPOkotaksecurities](#)

**Fractal Analytics (IPO)**

₹4,900 Cr IPO SEBI approved Jan 2026 first AI analytics public offering TPG/Apax exit trajectory. AI advanced analytics leadership positions technology IPO premium valuation entry confirmed. Expected CMP ₹1,800–2,000 targeting ₹2,500 listing pop technical breakout momentum. [Fractal IPOkotaksecurities](#)

**Clean Max Enviro (IPO)**

₹5,200 Cr IPO expected late Jan Brookfield-backed C&I renewable energy decarbonisation leadership. ₹1,500 Cr fresh issue debt repayment general corporate positions clean energy growth trajectory. Expected CMP ₹350–400 targeting ₹500 listing gains technical momentum confirmation intact. [Clean Maxkotaksecurities](#)

**##Macro/Non-Stock News**

India's economy projects 7.4% GDP growth FY26 despite US tariffs, supported by 7% private consumption and 5.2% government spending increases. RBI cut rates to 5.25% amid cooling inflation at 2% enabling monetary easing while Q2 FY26 grew 8.2% marking six-quarter high resilience. UN forecasts 6.6% growth 2026 driven by household spending, infrastructure, and exports positioning India among fastest major economies globally.cnbc+2

**HCL Technologies**

HCLTech Q3 profit fell 11.2% YoY to ₹4,076 Cr despite 13.3% revenue growth to ₹33,872 Cr; HCL Software surged +28% QoQ post Jan 13 announcement. Record \$3B bookings upgraded FY26 guidance to 4.75–5.25% with interim dividend positioning IT leadership amid sector rotation. Tests ₹1,660 support with Nifty relative strength for tactical buying in quality names effectively. AI/data intelligence verticals position sustained technology demand acceleration trajectory strongly. [HCL Results](#)Listed-companies-27th-May-2025.xlsx

## Infosys

Q3 FY26 results Jan 14 confirmed Jan 13 evening carries \$4B+ deal pipeline exceeding consensus growth post-market positioning bellwether leadership. Large deal wins drive FY26 revenue acceleration confirming IT recovery amid earnings season kickoff momentum strongly. ₹1,880 support intact targeting ₹2,050 post-results technical breakout uptrend continuation confirmed. Digital transformation maintains margin sustainability for AI-led growth trajectory leadership. [Infosysfacebook](#)

## ICICI Lombard

Q3 results Jan 14 previewed Jan 13 targets motor/health pricing power targeting combined ratio 92-94% improvement trajectory leadership positioning. Digital millennial acquisition drives RoE expansion maintaining insurance sector leadership consolidation confirmed. ₹1,950 support confirmed targeting ₹2,100 post-earnings breakout technical structure intact momentum trajectory. Premium growth confirms general insurance leadership premium valuations justified fundamentally. [ICICI Lombardcnbctv18](#)

## Kotak Mahindra Bank

Jan 14 stock split record date (₹5→₹1); Anup Kumar Saha appointed Whole-time Director effective Jan 12 strengthens leadership bench. Q3 loan growth 16-18% expected stable NIM trajectory positioning private banking leadership amid rotation opportunities. ₹1,900 support holds targeting ₹2,100 post-split technical breakout momentum bullish structure intact. Corporate loan diversification retail franchise supports premium valuation sustainability fundamentally strong. [Kotak Bankmoneycontrol](#)

## NLC India

₹25,000 Cr Gujarat MoU solar/wind/hybrid/BESS accelerates Navratna PSU renewable expansion clean energy capacity trajectory leadership. Employment generation positions green transition leadership post-MoU rotational PSU interest buildup confirmed. ₹280 support intact targeting ₹310 momentum technical confirmation intact trajectory sustained. Renewable diversification de-risks thermal dependency long-term sustainability leadership confirmed. [NLC MoUcnbctv18](#)

## Section 4: Macro & Stock News

India projects 7.4% GDP growth FY26 despite US tariffs, driven by 7% private consumption and 5.2% government capex expansion. RBI maintains 5.25% repo amid 2% CPI cooling, enabling further monetary accommodation while Q2 FY26 accelerated to 8.2% six-quarter high. UN forecasts 6.6% 2026 growth positioning India fastest major economy globally on household spending, infra, exports momentum.cnbctv18

## HCL Technologies

HCLTech Q3 profit fell 11.2% YoY to ₹4,076 Cr despite 13.3% revenue ₹33,872 Cr; HCL Software +28% QoQ Jan 13 post-market announcement. Record \$3B bookings upgraded FY26 guidance 4.75-5.25% interim dividend positioning IT leadership sector rotation confirmed. Tests ₹1,660 support Nifty relative strength tactical buying quality IT names effectively positioned. AI/data intelligence verticals position sustained technology demand acceleration trajectory strongly confirmed.Listed-companies-27th-May-2025.xlsx

## Infosys

Q3 FY26 Jan 14 confirmed Jan 13 evening \$4B+ deal pipeline exceeds consensus bellwether leadership post-market buzz building. Large deal wins drive FY26 revenue acceleration IT recovery earnings season kickoff momentum strongly sustained. ₹1,880 support intact targeting ₹2,050 post-results technical breakout uptrend continuation confirmed effectively. Digital transformation margin sustainability AI-led growth trajectory leadership positioned.[facebook](#)

## ICICI Lombard

Q3 results Jan 14 preview Jan 13 motor/health pricing power combined ratio 92-94% improvement trajectory leadership positioning confirmed. Digital millennial acquisition RoE expansion insurance sector leadership consolidation post-market strongly sustained. ₹1,950 support confirmed targeting ₹2,100 post-earnings

breakout technical structure intact momentum trajectory leadership. Premium growth general insurance leadership premium valuations justified fundamentally positioned. [cnbctv18](#)

#### **Kotak Mahindra Bank**

Jan 14 stock split record date (₹5→₹1); Anup Kumar Saha Whole-time Director Jan 12 strengthens leadership bench confirmed. Q3 loan growth 16-18% stable NIM trajectory private banking leadership rotation opportunities strongly positioned. ₹1,900 support holds targeting ₹2,100 post-split technical breakout momentum bullish structure intact sustained. Corporate loan diversification retail franchise premium valuation sustainability fundamentally strong leadership. [moneycontrol](#)

#### **NLC India**

₹25,000 Cr Gujarat MoU solar/wind/BESS accelerates Navratna PSU renewable expansion clean energy capacity trajectory leadership confirmed. Employment generation green transition leadership post-MoU rotational PSU interest buildup momentum sustained. ₹280 support intact targeting ₹310 technical confirmation intact trajectory leadership positioned effectively. Renewable diversification de-risks thermal dependency long-term sustainability leadership fundamentally confirmed. [cnbctv18](#)

#### **Tata Elxsi**

Q3 Jan 14 highlighted Jan 13 EV auto design healthcare devices execution critical growth verticals midcap IT leadership strongly. FY26 revenue acceleration transportation broadcast verticals momentum design leadership re-confirmation post-market buzz sustained. ₹7,100 support holds targeting ₹7,600 resistance post-results catalyst delivery bullish technical confirmation intact effectively. Specialized verticals execution strength sustained outperformance broader IT trajectory consistently confirmed. [cnbctv18](#)

#### **Groww Platforms**

Q3 results Jan 14 preview Jan 13 user acquisition AUM acceleration fintech growth leadership market dominance positioning strongly sustained. Digital wealth management ₹40,000 Cr monthly SIP flows mutual fund distribution dominance expansion phase confirmed effectively. ₹820 support holds targeting ₹950 post-earnings breakout technical structure confirmation intact momentum continuation trajectory. Mutual fund dominance demat addition sustained fintech leadership trajectory fundamentally confirmed. [scanx](#)

#### **Nifty 50 Market Close Jan 13**

Nifty closed 25,732.30 down 0.22% with Sensex 83,627.69 declining 0.30% reflecting profit booking heavyweight stocks selective sectoral rotation. Bank Nifty gained 0.22% at 59,578.80 showing resilience private banks PSU lenders amid credit growth stability positioning confirmed strongly. IT index outperformed +0.65% signaling export-oriented buying ahead global tech earnings relative strength trajectory sustained effectively. S&P BSE Smallcap +0.46% confirms healthy market breadth beyond largecaps constructive consolidation phase positioning. [swastika](#)

#### **Intraday Volatility Snapshot**

Sensex ranged 83,800-84,150 Nifty 25,780-25,860 showing high volatility no clear trend after positive Gift Nifty opening cues faded selling heavyweight IT FMCG pressure. Investor sentiment turned cautious range-bound reactive phase uncertainty rather panic positioning stock-specific approach recommended strongly. INR 90.20-90.30 mild weakness impacted sentiment technical support holding near short-term levels confirmed intact trajectory. [icfmindia](#)

#### **FII DII Flows Support**

FII net buyers ₹1,800 Cr cash market DII steady support confirms domestic institutional resilience amid global volatility positioning market stability strongly. Derivatives data nuanced picture upside momentum fragile requiring discipline data-backed decisions Nifty Bank Nifty key levels monitoring essential confirmed. GIFT Nifty flat-positive opening domestic participation determines sustained buying trajectory leadership positioned effectively. [swastika](#)

**Adani Energy Solutions**

Top stock watch Jan 13 transmission infra capex acceleration regulatory clarity positions utility leadership trajectory post-smart meter rollout confirmed strongly. ₹1,250 support holds targeting ₹1,450 technical breakout momentum structure intact uptrend continuation sustained effectively. Renewable energy evacuation network expansion de-risks revenue visibility premium valuations justified fundamentally leadership confirmed.[indiainfoline](https://www.indiainfoline.com)

**Biocon Ltd**

Biosimilars pipeline USFDA approvals trajectory positioning biotech leadership post-Jan 13 updates clinical trial momentum building strongly sustained. Syngene synergies enhance CDMO revenue visibility maintaining EBITDA margin trajectory leadership confirmed effectively positioned. ₹380 support intact targeting ₹450 technical breakout momentum intact trajectory leadership sustained fundamentally strong.[indiainfoline](https://www.indiainfoline.com)

**Tata Consultancy Services**

Interim dividend positioning \$10B+ FY26 pipeline AI modernization leadership Jan 13 reconfirmation strengthens bellwether status trajectory confirmed strongly. Large deal momentum sustains 5-7% revenue growth margin leadership post-announcement positioning premium valuations intact effectively. ₹4,200 support targeting ₹4,500 technical breakout dividend yield attraction momentum sustained leadership confirmed.[indiainfoline](https://www.indiainfoline.com)

**Adani Energy Solutions**

Transmission infra capex acceleration regulatory clarity positions utility leadership post-smart meter rollout Jan 13 confirmation. Renewable energy evacuation network expansion de-risks revenue visibility maintaining EBITDA trajectory premium valuations justified. ₹1,250 support holds targeting ₹1,450 technical breakout momentum structure intact uptrend continuation confirmed.[indiainfoline](https://www.indiainfoline.com)

**Biocon Ltd**

Biosimilars pipeline USFDA approvals trajectory biotech leadership clinical trial momentum Jan 13 updates positioning strongly sustained. Syngene CDMO synergies enhance revenue visibility EBITDA margin trajectory leadership confirmed effectively positioned fundamentally. ₹380 support intact targeting ₹450 technical breakout momentum sustained trajectory leadership strong.[indiainfoline](https://www.indiainfoline.com)

**Anand Rathi Wealth**

Q3 wealth AUM growth trajectory mutual fund distribution leadership Jan 13 preview positions financial services consolidation strongly. HNIs HNI2 client addition demat account growth supports revenue diversification premium valuations intact confirmed. ₹2,200 support targeting ₹2,500 technical breakout momentum structure leadership positioned effectively.[business-standard](https://www.business-standard.com)

**Tata Power Company**

Renewable capacity 15GW FY26 target confirmed Jan 13 solar hybrid projects execution de-risks green energy leadership trajectory. Pumped storage hydro thermal stability positions utility diversification premium growth valuations justified fundamentally. ₹480 support holds targeting ₹550 technical breakout momentum intact trajectory leadership sustained.[indiainfoline](https://www.indiainfoline.com)

**L&T Finance Holdings**

Rural financing tractor vehicle loans growth trajectory NBFC leadership Jan 13 positioning credit cycle recovery confirmed strongly. MSME portfolio diversification asset quality improvement supports NIM stability premium valuations intact trajectory. ₹180 support targeting ₹210 technical breakout momentum structure leadership positioned effectively.[indiainfoline](https://www.indiainfoline.com)

**Apollo Hospitals Enterprise**

Capacity expansion 2,500 beds FY26 healthcare demand trajectory leadership Jan 13 updates positioning

premium growth sustained. Diagnostics pathology verticals revenue diversification EBITDA margin trajectory leadership confirmed fundamentally strong. ₹6,800 support intact targeting ₹7,400 technical breakout momentum trajectory leadership positioned. [indiainfoline](#)

#### **Trent Ltd**

Zudio store addition 200+ FY26 fashion retail expansion trajectory leadership Jan 13 positioning premium valuations justified confirmed. Westside brand refresh supply chain optimization supports like-for-like growth momentum sustained strongly. ₹6,500 support holds targeting ₹7,200 technical breakout structure intact trajectory leadership. [indiainfoline](#)

#### **Varun Beverages**

PepsiCo franchise territory expansion South India trajectory beverage leadership Jan 13 positioning volume growth sustained confirmed. PET recycling capacity 50%+ backward integration de-risks raw material costs margin trajectory leadership strong. ₹1,650 support targeting ₹1,850 technical breakout momentum intact trajectory positioned effectively. [indiainfoline](#)

#### **Samvardhana Motherson**

Auto ancillary wiring harness global OEM contracts trajectory leadership Jan 13 positioning EV component localization confirmed strongly. Vision systems metal forming diversification revenue stability premium valuations justified fundamentally sustained. ₹185 support holds targeting ₹210 technical breakout momentum structure leadership intact trajectory. [indiainfoline](#)

#### **Thermax Ltd**

EPC order inflows ₹8,000 Cr FY26 engineering leadership trajectory Jan 13 positioning infra capex beneficiary confirmed strongly. EPC O&M diversification boiler efficiency upgrades supports EBITDA margin trajectory premium growth sustained. ₹4,200 support targeting ₹4,700 technical breakout momentum intact leadership positioned effectively. [indiainfoline](#)



## Disclosures and Disclaimer

Ventura Securities Limited (VSL) is a SEBI registered intermediary offering broking, depository and portfolio management services to clients. VSL is member of BSE, NSE and MCX-SX. VSL is a depository participant of NSDL. VSL states that no disciplinary action whatsoever has been taken by SEBI against it in last five years except administrative warning issued in connection with technical and venial lapses observed while inspection of books of accounts and records. Ventura Commodities Limited, Ventura Guaranty Limited, Ventura Insurance Brokers Limited and Ventura Allied Services Private Limited are associates of VSL. Research Analyst (RA) involved in the preparation of this research report and VSL disclose that neither RA nor VSL nor its associates (i) have any financial interest in the company which is the subject matter of this research report (ii) holds ownership of one percent or more in the securities of subject company (iii) have any material conflict of interest at the time of publication of this research report (iv) have received any compensation from the subject company in the past twelve months (v) have managed or co-managed public offering of securities for the subject company in past twelve months (vi) have received any compensation for investment banking merchant banking or brokerage services from the subject company in the past twelve months (vii) have received any compensation for product or services from the subject company in the past twelve months (viii) have received any compensation or other benefits from the subject company or third party in connection with the research report. RA involved in the preparation of this research report discloses that he / she has not served as an officer, director or employee of the subject company. RA involved in the preparation of this research report and VSL discloses that they have not been engaged in the market making activity for the subject company. Our sales people, dealers, traders and other professionals may provide oral or written market commentary or trading strategies to our clients that reflect

opinions that are contrary to the opinions expressed herein. We may have earlier issued or may issue in future reports on the companies covered herein with recommendations/ information inconsistent or different those made in this report. In reviewing this document, you should be aware that any or all of the foregoing, among other things, may give rise to or potential conflicts of interest. We may rely on information barriers, such as "Chinese Walls" to control the flow of information contained in one or more areas within us, or other areas, units, groups or affiliates of VSL. This report is for information purposes only and this document/material should not be construed as an offer to sell or the solicitation of an offer to buy, purchase or subscribe to any securities, and neither this document nor anything contained herein shall form the basis of or be relied upon in connection with any contract or commitment whatsoever. This document does not solicit any action based on the material contained herein. It is for the general information of the clients / prospective clients of VSL. VSL will not treat recipients as clients by virtue of their receiving this report. It does not constitute a personal recommendation or take into account the particular investment objectives, financial situations, or needs of clients / prospective clients. Similarly, this document does not have regard to the specific investment objectives, financial situation/circumstances and the particular needs of any specific person who may receive this document. The securities discussed in this report may not be suitable for all investors. The appropriateness of a particular investment or strategy will depend on an investor's individual circumstances and objectives. Persons who may receive this document should consider and independently evaluate whether it is suitable for his/ her/their particular circumstances and, if necessary, seek professional/financial advice. And such person shall be responsible for conducting his/her/their own investigation and analysis of the information contained or referred to in this document and of evaluating the merits and risks involved in the securities forming the subject matter of this document. The projections and forecasts described in this report were based upon a number of estimates and assumptions and are inherently subject to significant uncertainties and contingencies. Projections and forecasts are necessarily speculative in nature, and it can be expected that one or more of the estimates on which the projections and forecasts were based will not materialize or will vary significantly from actual results, and such variances will likely increase over time. All projections and forecasts described in this report have been prepared solely by the authors of this report independently of the Company. These projections and forecasts were not prepared with a view toward compliance with published guidelines or generally accepted accounting principles. No independent accountants have expressed an opinion or any other form of assurance on these projections or forecasts. You should not regard the inclusion of the projections and forecasts described herein as a representation or warranty by VSL, its associates, the authors of this report or any other person that these projections or forecasts or their underlying assumptions will be achieved. For these reasons, you should only consider the projections and forecasts described in this report after carefully evaluating all of the information in this report, including the assumptions underlying such projections and forecasts. The price and value of the investments referred to in this document/material and the income from them may go down as well as up, and investors may realize losses on any investments. Past performance is not a guide for future performance. Future returns are not guaranteed and a loss of original capital may occur. Actual results may differ materially from those set forth in projections. Forward-looking statements are not predictions and may be subject to change without notice. We do not provide tax advice to our clients, and all investors are strongly advised to consult regarding any potential investment. VSL, the RA involved in the preparation of this research report and its associates accept no liabilities for any loss or damage of any kind arising out of the use of this report. This report/document has been prepared by VSL, based upon information available to the public and sources, believed to be reliable. No representation or warranty, express or implied is made that it is accurate or complete. VSL has reviewed the report and, in so far as it includes current or historical information, it is believed to be reliable, although its accuracy and completeness cannot be guaranteed. The opinions expressed in this document/material are subject to change without notice and have no obligation to tell you when opinions or information in this report change. This report or recommendations or information contained herein do/does not constitute or purport to constitute investment advice in publicly accessible media and should not be reproduced, transmitted or published by the recipient. The report is for the use and consumption of the recipient only. This publication may not be distributed to the public used by the public media without the express written consent of VSL. This report or any portion hereof may not be printed, sold or distributed without the written consent of VSL. This document does not constitute an offer or invitation to subscribe for or purchase or deal in any securities and neither this document nor anything contained herein shall form the basis of any contract or commitment whatsoever. This document is strictly confidential and is being furnished to you solely for your information, may not be distributed to the press or other media and may not be reproduced or redistributed to any other person. The opinions and projections expressed herein are entirely those of the author and are given as part of the normal research activity of VSL and are given as of this date and are subject to change without notice. Any opinion estimate or projection herein constitutes a view as of the date of this report and there can be no assurance that future results or events will be consistent with any such opinions, estimate or projection. This document has not been prepared by or in conjunction with or on behalf of or at the instigation of, or by arrangement with the company or any of its directors or any other person. Information in this document must not be relied upon as having been authorized or approved by the company or its directors or any other person. Any opinions and projections contained herein are entirely those of the authors. None of the company or its directors or any other person accepts any liability whatsoever for any loss arising from any use of this document or its contents or otherwise arising in connection therewith. The information contained herein is not intended for publication or distribution or circulation in any manner whatsoever and any unauthorized reading, dissemination, distribution or copying of this communication is prohibited unless otherwise expressly authorized. Please ensure that you have read "Risk Disclosure Document for Capital Market and Derivatives Segments" as prescribed by Securities and Exchange Board of India before investing in Securities Market.